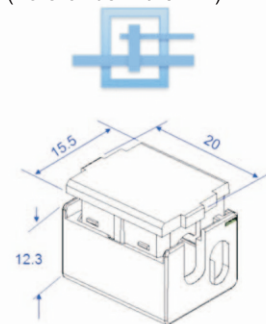

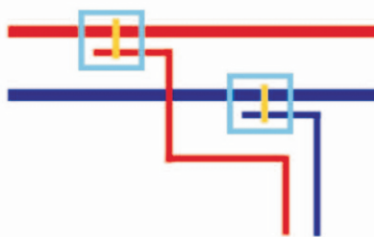


Circuit diagram:  
(Tolerance:  $\pm 0.3\text{mm}$ )



## Application



## Specification

| Model number | Size (mm)    | Specification   | Wire retention force                                   | Application guide       |
|--------------|--------------|---|--|-------------------------|
| 910037-2     | 20×15.5×12.3 | 1.5-2.5mm <sup>2</sup> [15-13AWG]<br>(split)<br>1.0-1.5mm <sup>2</sup> [17-15AWG] | 1.0~1.5--5Kg Min./ (Wire)<br>1.5~2.5--8Kg Min./ (Wire) | ( Arrangement of wire ) |

Applicable Wire Type

(solid wire, stranded wire, fused wire)